


2024

Pre-Induction

Nursing @ Worcester 2024




Hello my name is...



- Organise yourselves in a line around the venue in alphabetical order of your name.
- You have to move quickly and you have to talk to each other.
- Make a group of 8, find a table for your group.

hello my name is...

A green smiley face icon consisting of a simple upward-curving arc, positioned below the word 'hello' in the hashtag.



Let's play Kahoot

On your table nominate a 'team captain'

Team captain will use their phone to answer the questions

The team will discuss and agree their answer first!

Course structure

2024

Year 1 –

- Induction starts - Monday 9th September
BSc – x2 weeks
- Modules start -BSc - w/c Monday 23rd September
- 5 modules (NURS1***)
- Streams
 - Adult – Severn, Wye, Avon & Teme
 - Mental Health – Wye & Avon
 - Child - Teme



theory

SHOP
TAX
FREE

Course structure

Year 1 –

- 4-week Introductory placements in Semester 1
 - Avon & Teme - w/c 11th Nov 2024
 - Severn & Wye – w/c 25th Nov 2024
- Placements are allocated approx. 4 weeks in advance
- Uniforms will be provided
- DBS & Occ Health (SPIRE) clearance required
- BSc - 9-week split placement in Semester 2

Independent study & Assessment weeks

7 weeks Annual leave



practice

Living in the UK

2024











<https://study-uk.britishcouncil.org/>



The City



-  Main entrance and reception (24 hour security)
-  Bus stop
-  Parking
-  Disabled parking
-  Visitors' parking

-  Coffee shop
-  Dining room
-  Drinking water fountain
-  Electric vehicle charging point
-  Post room/Goods inward
-  Smoking area
-  E-Smoking area



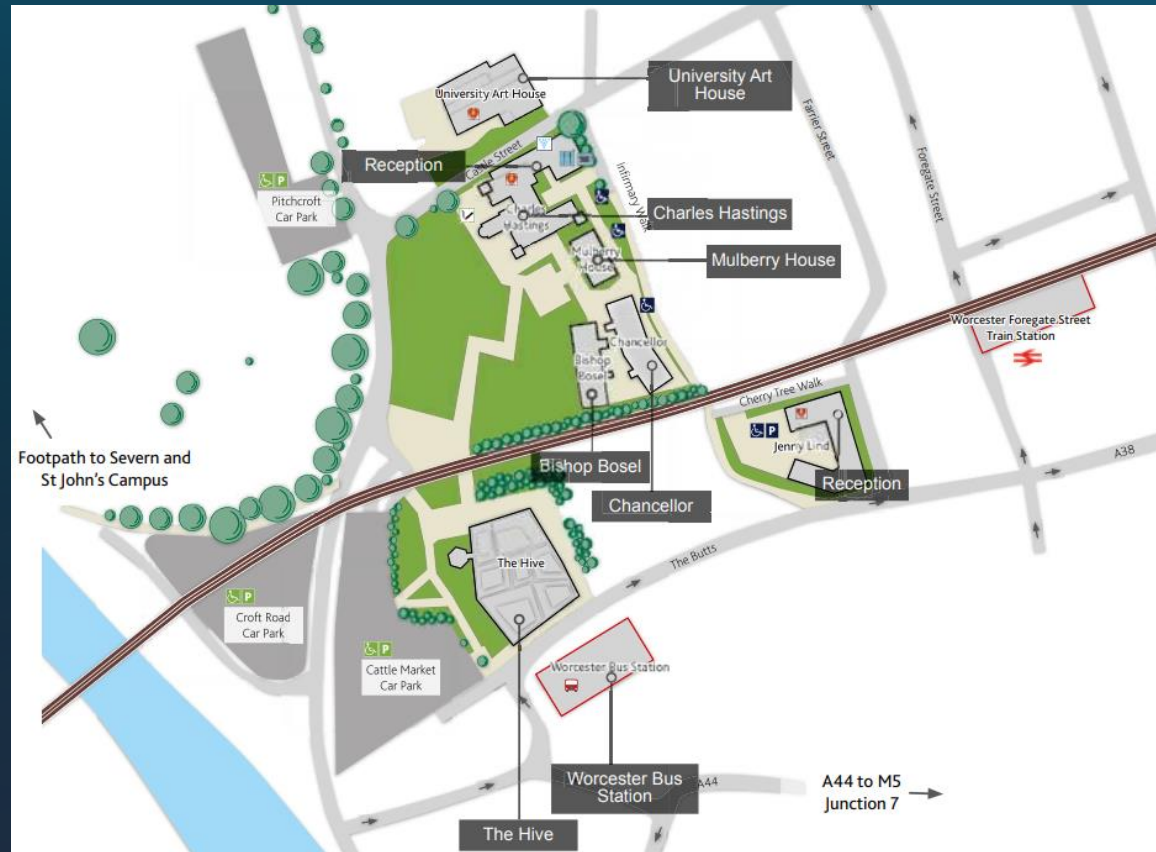
+44 (0)1905 855000
www.worcester.ac.uk



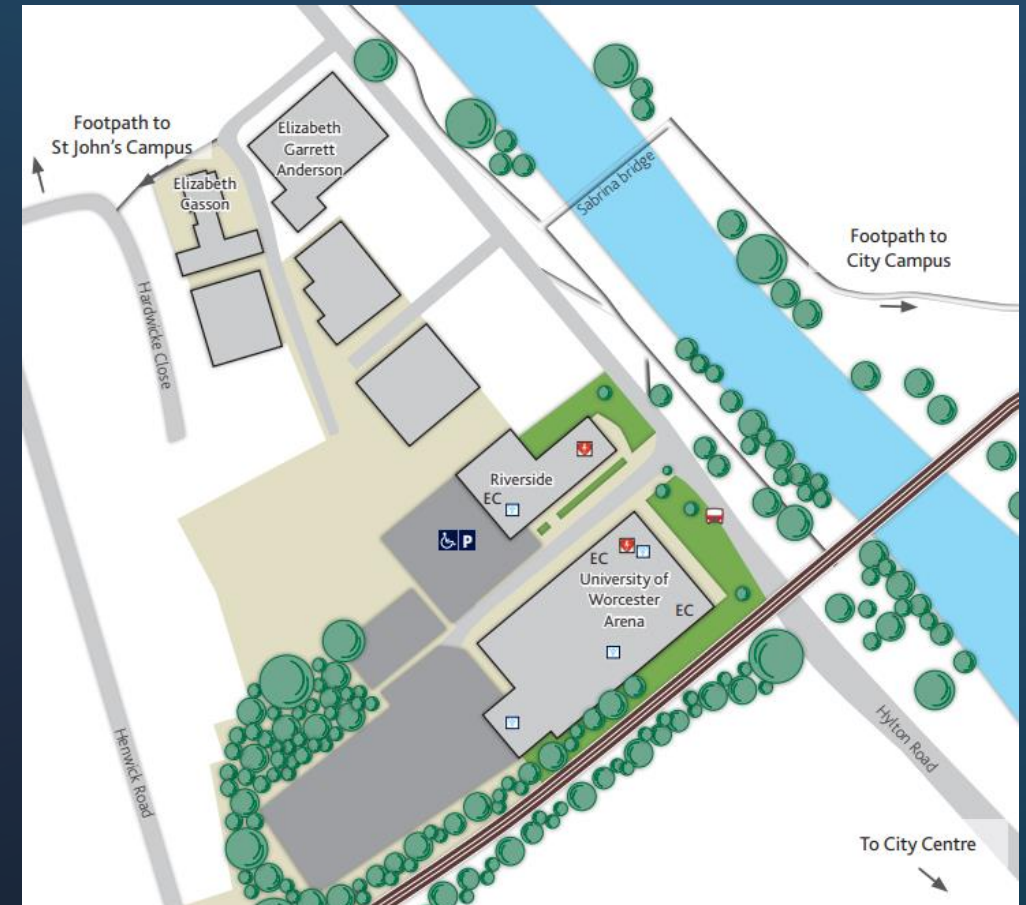
2024

2024





2024



The Lakeside experience



Induction & Planners

Click the link below to view the Annual planners for –

- St John's Worcester campus – Adult / Mental Health & Child Nursing
- You can also view the 2-week Induction timetable
- You will be allocated a 'Stream' in early August – Please register early!

[Sep'24 - Planners & Induction timetable - Subject to change](#)



Role of the PAT & AA

PAT

Personal Academic Tutor

Students are allocated a Personal Academic Tutor (PAT) at the start of their course. It is the role of the PAT to support and guide the student's academic, personal and professional development throughout their university journey.

AA

Academic Assessor

Academic assessors will collate and confirm student achievement of proficiencies and programme outcomes in the academic environment for each part of the programme.

Expectations / Q&A - Vevox

2024



WELCOME TO WORCESTER GUIDE



WELCOME TO WORCESTER

Welcome to Worcester

- Preparing for University Study
- Before you arrive
- When you arrive
- Welcome Festival
- Returning to Study
- Staying safe
- Living Costs, Budgeting and Money Management
- Our Community

We know there's a lot to think about when starting at university. We've put together this guide to help you through the process. There are also plenty of useful resources, tips and activities for returning students.



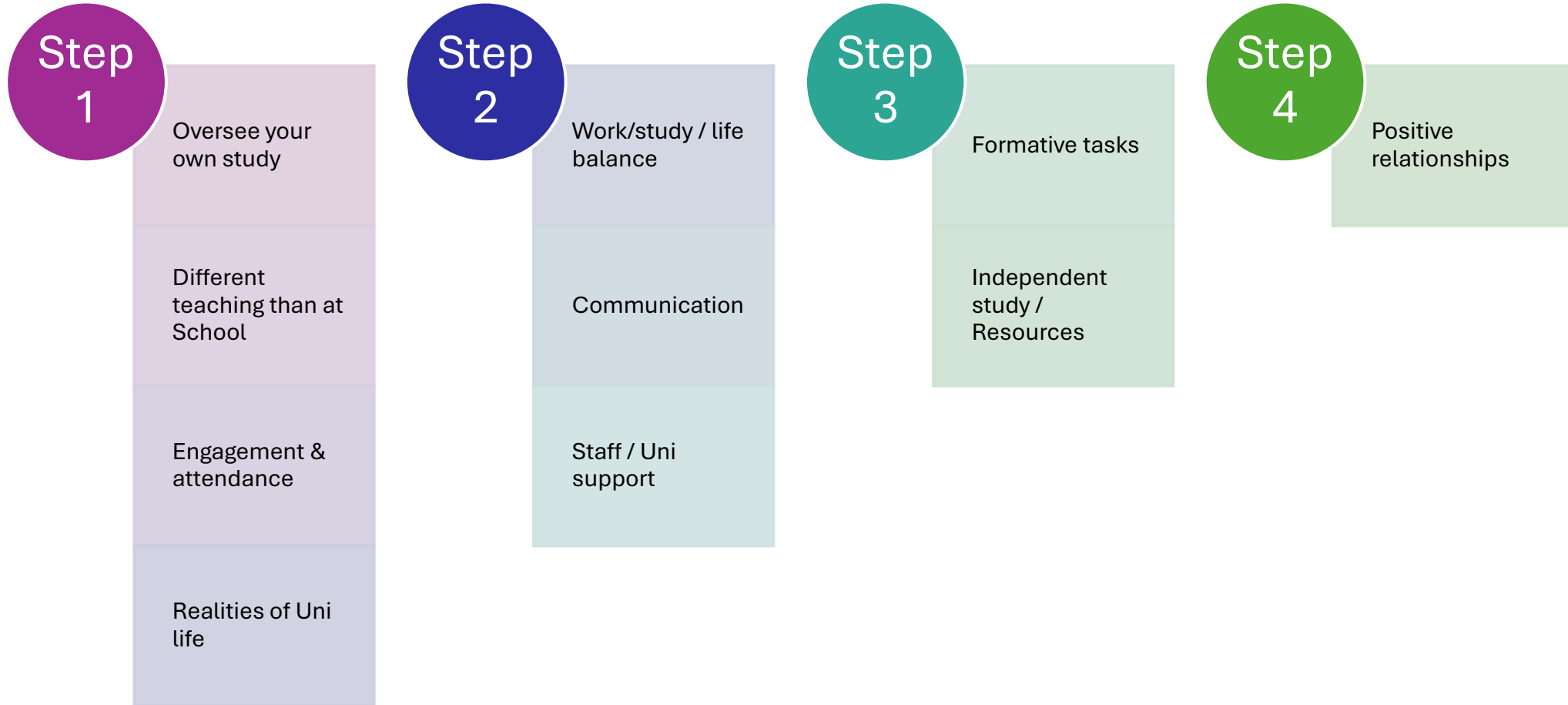
Welcome to Worcester

University of Worcester



<https://www.worcester.ac.uk/life/prepare-for-study/welcome-to-worcester/>

Teaching & Learning expectations






THE MODULES

ACADEMIC YEAR




BSc Modules & Assessments – Yr1

- **NURS1005 & 6** –
 - Communication & professional values for health & well-being across the lifespan
- Split module – 15 credits each
- - Sem 1 & 2
- 1500-word assignment
- &
- Group presentation of an e-poster




BSc Modules & Assessments – Yr1

- **NUR1002** –
 - Human Anatomy & physiology for Person-centred care
- Single module – 15 credits
- - Sem 1
- 2-hour online unseen examination
 - MCA
 - SAQ
 - Diagrams




BSc Modules & Assessments – Yr1

- **NURS1003 / 1004** –
 - Essential Skills for practice learning in Nursing
 - & Practice Learning in Nursing
- Split module – 30 credits each
- - Sem 1 (1003) & Sem 2 (1004)
- eMYEPAD
- Professional Portfolio
- Reflection – 2000 words
- SafeMedicate



BSc Modules & Assessments – Yr1

- **NURS1101 / 1201 / 1301** –
 - Principles of
 - Adult Nursing
 - Children's Nursing
 - Mental Health Nursing
- Single module – 15 credits
- - Sem 2
- 2500-word assignment





Progression leads

- Year 1 – Louise Carter
 - Year 2 – Fazilah Twining
- Year 3 – Pegeen Fisher




Progression Lead role

- The role of each Student Progression Lead (SPL) is to aid retention and progression, by supporting individual students on their progression through the course.
- They will act as a first point of contact for students in their specific year group who are experiencing complex challenges to their progression on the programme.
 - Liaise with PATs to advise students experiencing academic problems (or other related matters) and propose strategies to aid ongoing retention and progression.



Placement Partners



- Worcestershire Hospitals Acute NHS Trust
- Herefordshire and Worcestershire Health and Care NHS Trust
- Wye Valley NHS Trust
- Dudley Group NHS Foundation Trust
- Gloucestershire Hospitals NHS Foundation Trust
- South Warwickshire NHS Foundation Trust
- Shropshire Community Health NHS Trust
- Gloucestershire Health and Care NHS Foundation Trust
- Sandwell and West Birmingham NHS Trust
 - & Private Independent and Voluntary Organisations (PIVO)





Worcestershire Acute NHS Trust
Wye Valley NHS Trust
The Dudley Group NHS Trust
Gloucestershire Hospitals NHS Foundation Trust



**Private/Independent
Sector**

When do I go to placement?

Aiming for 37.5 hours per week. The placement will tell you when you are due to be present



Variety of shifts

Long days

Shorter days

9-5pm

Nights

Weekends



Start time- 0700. What will you do?

Who will help you in placement?

PS

PA

Practice
facilitator

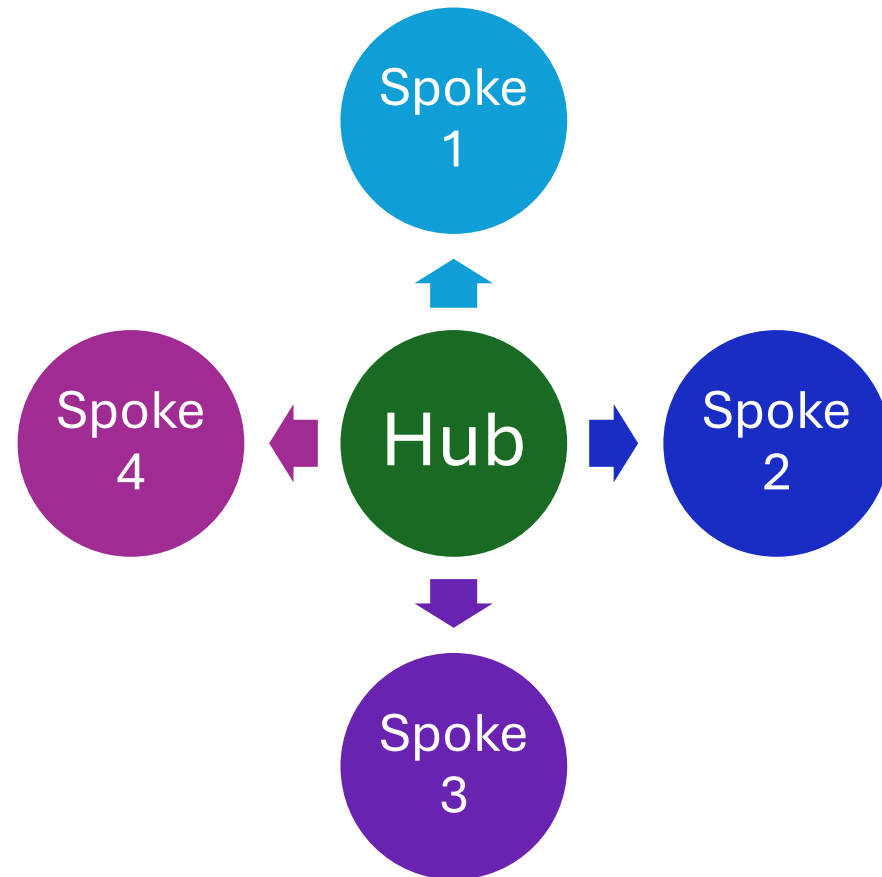
PAT (personal
tutor)

AA

Other
students

Other
members of
staff

How will placement be organised?



Spoke placements

Great for developing your learning

PA/ PS will guide you about suitable spokes

Depends on your progress

Spokes need to be aligned with your placement

Two placements in Year 1

First placement

Is an introductory
placement

4 weeks long

Find out what placement
is like without the
pressure of formal
assessment of the
eMYEPAD

Will have to complete
interviews and maintain
professional behaviour

Second placement

11 weeks long (split)

All elements of the
eMYEPAD will be
assessed and must be
achieved by the end of
placement 2



e-MYEPAD



PRACTICE ASSESSMENT DOCUMENT NURSING

BSc/PGDip/MSc

Contact details

Name:	Annie Student
Number:	12345678
Cohort:	Sept 2020
Field:	Nursing



What to bring each day?



Suitable clothing & footwear for the weather & the teaching (uniform)



Keys, wallet/purse & fully charged phone



Fully charged Laptop



Pen & paper



Food & drink



A smile



Anything else you may want/need





QUIZ

Some you
time & see
you on the 9th!

International Induction – 3rd





Questions