


School of Allied Health and Community

Alternative routes to Careers in Healthcare

Dawn Goodall



- 
- How can the Foundation Degree support your students to access high tariff courses that were previously not available to them.
 - This includes Nursing, Midwifery and Social Work with students now applying to Paramedics as well as taking a Top Up degree that will allow them to access a range of Post Graduate opportunities
 - We have had 2 graduates accepted on PhDs...one straight from her Top Up

Introduction

Dawn Goodall

Senior Lecturer on Foundation Degree in IHS for 9 years

Learning and Teaching Coordinator for the School of Allied Health and Community

Late bloomer...started Uni at 39

L&T coordinator for School

d.goodall@worc.ac.uk

Courses in our School include:

- FdSc in Health and Social Care
- FdSc in Mental Health
- FdSc in Child and Adolescent Mental Health
- Top Up Degree BA in Health & Applied Health and Social Care
- Top Up Degree BSc in Child and Adolescent Mental Health
- BSc in Paramedic Science
- BA in Social Work
- BSc in Physiotherapy
- BSc in Occupational Therapy
- Masters in Social Work
- Masters in Nutritional Therapy
- Masters in Physician Associate

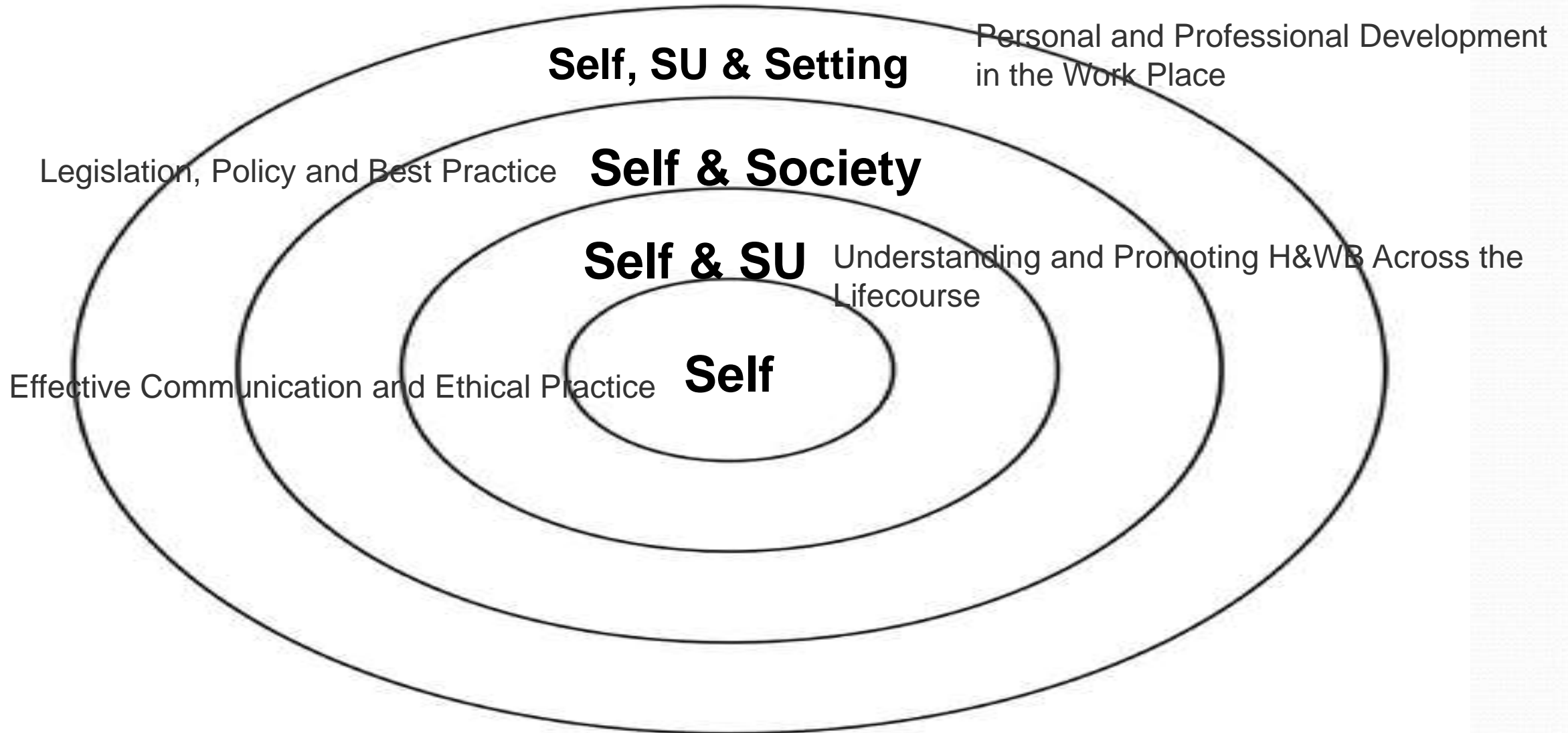
<https://www.worcester.ac.uk/discover/health-undergraduate.html>

What does an FD look like?

<https://www.worcester.ac.uk/courses/health-and-social-care-fdsc>

- One full day per week
- Placement minimum of 200 hours per academic year
- Self –directed study
- Taught by an MDT including...international health promotion, quality enhancement team lead, nurses, Physio, OT, sociologist, counsellors-child and adult, social worker, clinical psychologist
- Assignments across the FD programme include presentations, essays, reports, poster conference, viva voce presentations, some courses have a written exam, reflective portfolio, skills development...and more

Our model for students development...



Some questions using 'S' model

What do I want to
challenge my self to
develop?

What do I need to
know more about
that will help me
understand those I
work with?

What aspect of
professional
practice am I
not as sure
about?

What can I learn from
being in the
workplace so that my
practice is improved ?

Self

Self and SU

Self & Society

Self ,SU and setting

Transferable skills from these courses...

- Ability to work independently
- Assess, plan, implement & make sound judgements in care delivery
- Communication (written & verbal)
- Flexible & open minded
- Interpersonal skills
- Problem solving
- Reflective practice
- Relating knowledge of service provision and delivery to policy
- Research, evaluate & apply evidence based practice
- Time management and planning
- Understand ethical implications
- Working collaboratively with others & in interdisciplinary teams

What do we also offer

- As well as academic skills, we support students to access and negotiate their own placement...we like them to develop confidence and self-belief...home or here.
- We work on CV writing and career development ...each student has a PAT and we work together to make sure that placement area, studies , essay topics etc are all coming together to create a very employable/ selectable candidate whether for employment or further study.

Main options using the Foundation Degree

Study

Work

Experience



More

FD 'Health & Social Care/Social Welfare destinations:

Jobs

- Assistant Practitioner
- Community Support Worker
- Dementia Adviser
- Domestic Violence Officer
- Duty Manager
- Senior Care Assistant
- Skills Trainer
- Support Worker
- Teaching Assistant

Courses

- Applied Health & Social Care (Top Up)
- Child & Adolescent Mental Health (Top Up)
- Children, Young People and Families (Top Up)
- Diagnostic Radiography
- Leadership & Management
- Occupational Therapy
- Public Health
- Nursing* (2&2)
- Mapping Social Work* (2&2)

(cont...)

- Care Sector Service Manager
- Community Development Worker
- Community Education
- Counselling
- Domestic Violence Support
- Drug & Alcohol Support Worker
- Equality/Diversity Officer
- Further Education
- Health Promotion
- Housing Management/Support

- Human Resources
- Learning Mentor
- Mental Health Support
- Probation Officer
- Social Worker
- Youth Offending Officer
- Youth Worker

(Source: www.prospects.ac.uk)

Top Up: BA (Hons) Applied 'Health & Social Welfare/Social Care... destinations

Jobs

- Assessment and Enablement Officer
- Assistant Clinical Practitioner
- Corporate Graduate
- Family Support Worker
- Health Care Rehabilitation Worker
- Mental Health Coordinator
- Recruitment Consultant
- Regional Manager
- Residential Advisor
- Student Support Worker
- Support Worker
- Young Persons Practitioner

Courses

- BSc Nursing
- MA Dynamics of Domestic Violence
- MA Transformative Practice
- MA Social Policy
- MA Social Work
- Primary Teaching (PGCE)

(Source: Annual survey of destination of leavers from higher education 2015/16)

To research options...

Identify options with your degree





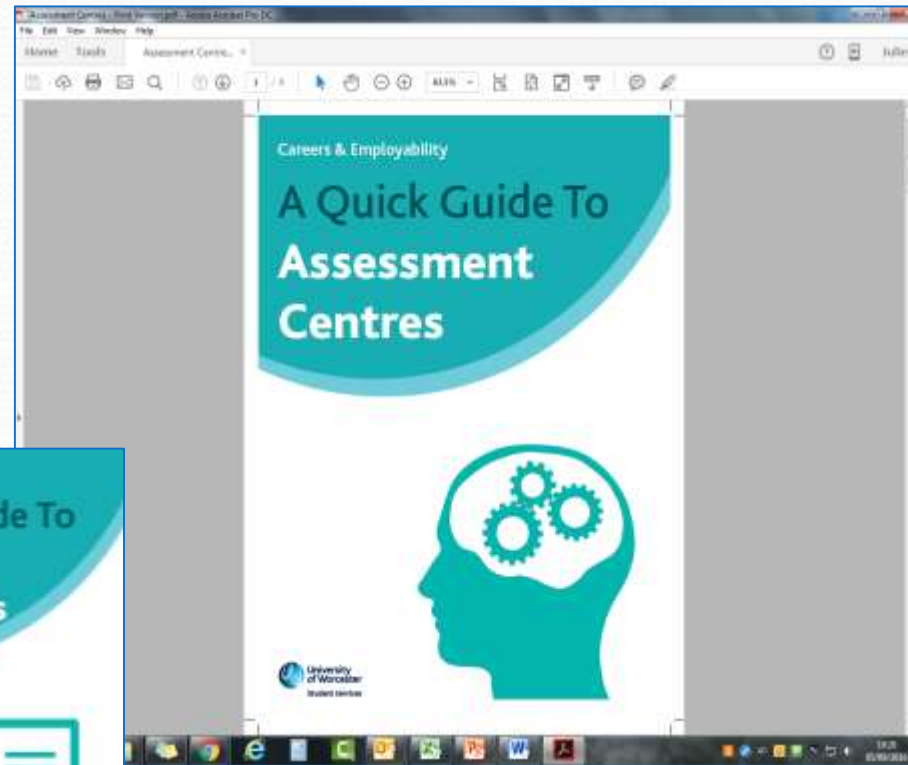
- prospects.ac.uk/options_with_your_subject.htm
- worc.ac.uk/careers/graduatedestinationresources.htm
- hecsu.ac.uk/current_projects_what_do_graduates_do.htm **TO CHECK**

Explore job sectors and job profiles

- prospects.ac.uk/types_of_jobs.htm
- targetjobs.co.uk/career-sectors
- icould.com/buzz/
- nationalcareersservice.direct.gov.uk



Careers & Employability Publications



www.worc.ac.uk/careers/resources or [firstpoint](#)
www.worc.ac.uk/careers

The Worcester Award

UW's Employability Award

Makes you stand out from the crowd (recorded on degree transcript)

Recognises extra curricular activities undertaken whilst at UW



Bronze

1. Work Experience (40 hours)
2. Personal Development Activities (20 hours)
3. Employability Activity (one)

Silver

1. Work Experience (80 hours)
2. Personal Development Activities (40 hours)
3. Employability Activities (two)
4. 'Worcester Award: Silver' workshop

Gold

1. Worcester Award Bronze & Silver
2. Presentation (5 mins)
3. Interview (20 mins)

www.worc.ac.uk/careers/worcesteraward

Sources of support

- Each academic institute has their own Academic Liaison Librarian...they can help with everything from referencing that obscure Act of Parliament to finding that perfect article c.kennard@worc.ac.uk.
- Their availability can be found on the ILS web page accessed via your SOLE page



Additional support

- We have two “writer-in residence” specialists available ...see: <http://www.worcester.ac.uk/your-home/academic-writers-in-residence.html>
- Their brief is to advise on a confidential, one-to-one basis and they can comment on work or work in progress in a tutorial. The advice can cover such areas as expression, style, accuracy, planning, structure and relevance.
- General email: rlfwriterinresidence@worc.ac.uk
- Caroline c.sanderson@worc.ac.uk
- Sue s.fletcher@worc.ac.uk,



ANY
QUESTIONS
?